


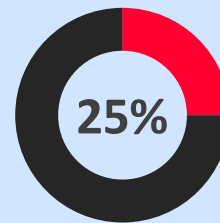
14%
by 2032

Projected decline in number of high school graduates in New England. Connecticut and New Hampshire are projected to have the steepest decline: 20% fewer graduates by 2032.*

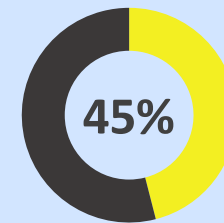


High School Graduates

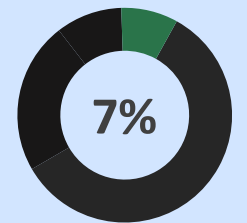
The number of high school graduates in most New England states peaked with the class of 2012. Since then, there has been a slow, steady decline in the overall size of high school graduating cohorts.



Projected decrease in number of white high school graduates by 2032.



Projected increase in number of Hispanic high school graduates by 2032.



Projected increase in number of African American high school graduates by 2032.

New England by the Numbers

Demographic Trends Affecting the Region's Postsecondary Institutions

Postsecondary Enrollment & Attainment



The drop in number of high school graduates has had a significant negative effect on the region's college enrollment figures. While there has been growth at for-profit institutions since 2009, overall **enrollment at postsecondary institutions in New England has declined 12% since 2013.**

48%
New England
Postsecondary
Attainment Rate

for adults (aged 24-49) in New England with an associate degree or higher**

19
Number of college
closures/mergers

in New England since 2004-05 (not including Mt. Ida)***



Supply of Postsecondary Institutions

The number of colleges and universities in New England has decreased over 7% in the last 15 years. Given the decline in college enrollment coupled with a steady drop in state funding since the 2008 recession, the prediction is that more institutions will struggle to keep their doors open.

High School Graduates Postsecondary Attainment Supply of Institutions

Sources of Information

* Peace Bransberger and Demarée K. Michelau. Knocking at the College Door: Projections of High School Graduates, 9th Edition. Boulder, CO: Western Interstate Commission for Higher Education, 2016.

** Peace Bransberger and Demarée K. Michelau. Knocking at the College Door: Projections of High School Graduates, 9th Edition. Boulder, CO: Western Interstate Commission for Higher Education, 2016.

*** NEBHE analysis of data available from the Carnegie Classification of Institutions of Higher Education and the U.S. Department of Education National Center for Education Statistics, *College Navigator*.